

February , 2018

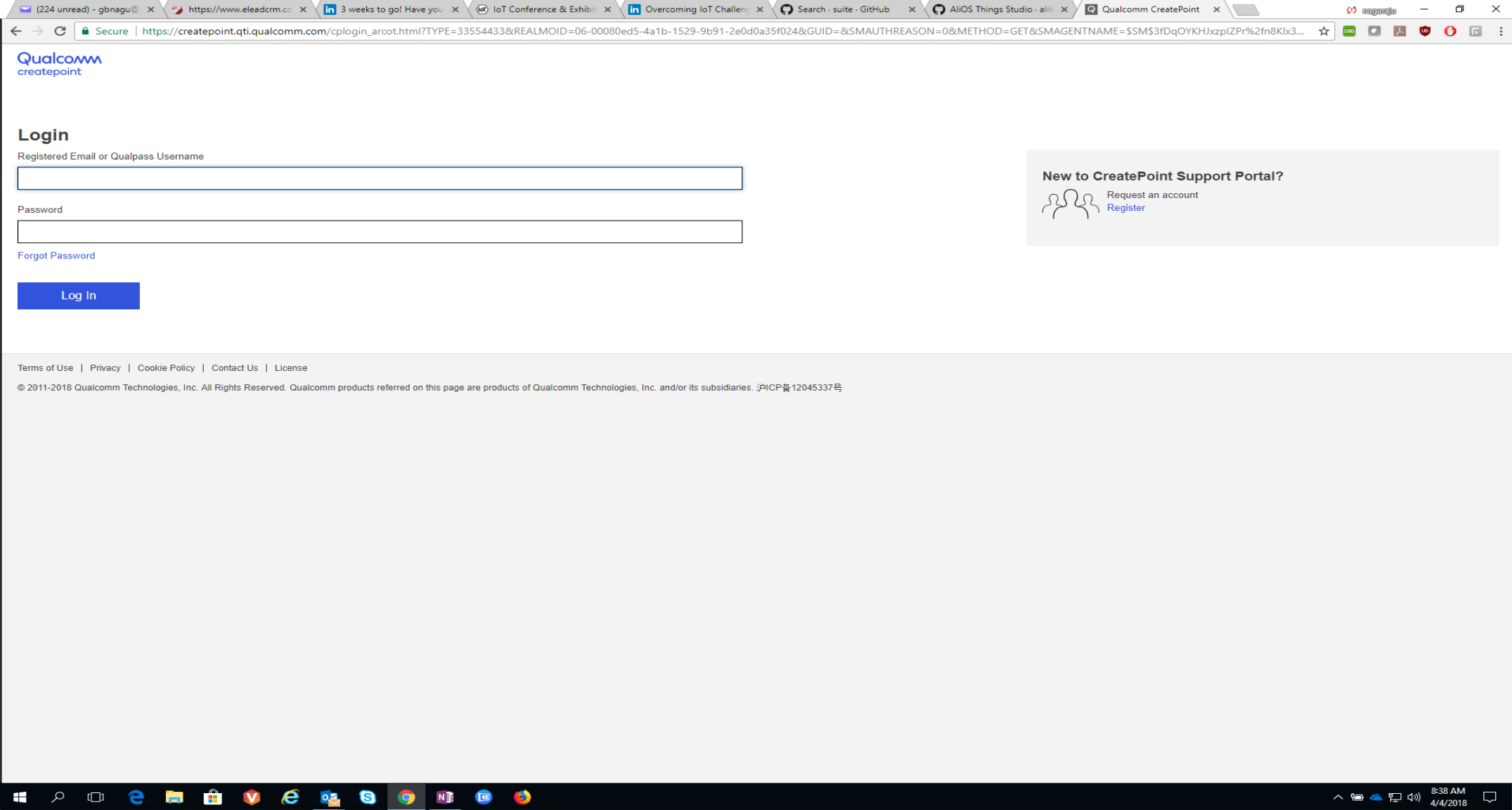
Qualcomm

# LTE IoT SDK Product Kit Access @Createpoint

# High Level “MDM920x ThreadX Cellular IoT SDK” Product Kit Access Steps

- Assumption: Customer is onboarded by sales team with OrgId
- Logon to Createpoint @<https://createpoint.qti.qualcomm.com>
  - Create an user account, if required. Please provide Org Id during account creation process
- Select the MDM9206 product type
- Select MDM920x ThreadX Cellular IoT SDK product kit
- Complete the Click-through PKLA
- Download the product kit contents
  - Documents
  - Software/Tools
- Refer "MDM CELLULAR IOT (C-IOT) SDK USER GUIDE" document for the IoT SDK usage

# Logon to Createpoint @https://createpoint.qti.qualcomm.com



# Select the MDM9206 product type

The screenshot shows the Qualcomm CreatePoint dashboard. The 'Product Kits' section is active, displaying a list of product kits. A dropdown menu is open under the 'Filter List by Product' header, showing a list of product types. The 'MDM9206' product type is selected and highlighted in blue. The main table lists various product kits with their names, kit levels, and status indicators.

Product Name	Kit Level	Status	Favorites
FSM9016	All		
FSM9955			
IPQ4018			
IPQ4028	009 Android Audio for Distributors (Proxy)	DEV	
IPQ4029			
IPQ8064	009 Android for General IoT (Platform)	DEV	
IPQ8074			
MAPX	009 Android Smart Assistant (Platform)	STRT DEV	
MDM9607			
MDM9628	009 Linux Audio + FluencePro for Distributors (Proxy)	DEV	
MDM9640			
MDM9650	009 Linux Audio for Distributors (Proxy)	DEV	
MSM8905			
MSM8909	009 Linux Audio Player (Platform)	DEV	
MSM8909W			
MSM8917	009 Linux Camera (Platform)	STRT DEV	
MSM8920			
MSM8937	009 Linux Drone (Platform)	DEV	
APQ8009 Linux for General IoT (Developer)		DEV	
APQ8009 Linux Hexagon Access (Vendor)		DEV	
APQ8009 Linux Robotics (Platform)		STRT DEV	
APQ8009 Linux Smart Assistant (Platform)		STRT DEV	
APQ8009W Android for Wearables (Platform)		STRT DEV	
APQ8009W Android Wear (Platform)		STRT DEV	
APQ8016 Linux Computing (Platform)		STRT DEV	
APQ8016 Windows for General IOT (Platform)		DEV	
APQ8017 Android Computing (Platform)		DEV	

# Select MDM920x ThreadX Cellular IoT SDK product kit

The screenshot shows the Qualcomm CreatePoint dashboard. The main heading is 'Product Kits'. On the left, there is a sidebar with 'All Categories' and a list of product types including 'Cellular Modem'. The main content area is titled 'Product Kits: All Product Types' and includes filters for 'Filter List by Product' (MDM9206) and 'Kit Level' (All). A table lists several product kits, with the 'MDM920x ThreadX Cellular IoT SDK (Developer)' kit highlighted in yellow and circled in red. The 'Kit Level' for this kit is 'DEV', also circled in red. The bottom of the screen shows a Windows taskbar with the time 8:40 AM and date 4/4/2018.

Kit Info	Product Kit	Kit Level	Favorites
	MDM9206 Linux Test Device (Test)	DEV	☆
	MDM9206 ThreadX LWM2MTest Device (Test)	DEV	☆
	MDM9206 ThreadX Smart Cities (Platform)	STRT DEV	☆
	MDM9206 ThreadX Test Device (Test)	STRT DEV	☆
	<b>MDM920x ThreadX Cellular IoT SDK (Developer)</b>	<b>DEV</b>	☆

# Complete the Click-through PKLA

# Download the product kit contents: Documents

The screenshot shows the Qualcomm CreatePoint dashboard for the MDM920x ThreadX Cellular IoT SDK (Developer). The page title is "Table of Contents (TOC)". Below the title, there are two buttons: "Key Documents" and "Hot Items". A table lists various sections and their details:

Section	Details
Documents	<a href="#">All Documents</a> <a href="#">General Info</a>
Hardware Components	<a href="#">Hardware Components</a>
Software Code	<a href="#">Software Packages</a>
Support	<a href="#">Hot Items</a> <a href="#">Cases</a> <a href="#">Filebox</a> <a href="#">Help Topics</a> <a href="#">Contacts</a>
Tools	<a href="#">Tools</a>

At the bottom of the page, there is a footer with the following text:

Terms of Use | Privacy | Cookie Policy | Contact Us | License  
© 2011-2018 Qualcomm Technologies, Inc. All Rights Reserved. Qualcomm products referred to on this page are products of Qualcomm Technologies, Inc. and/or its subsidiaries. 京ICP备12045337号  
Version 1.87.2-1.107.0-6dee862e0f020b3ebc16c339d6968f69fe5da175-11

# Refer “LTE IOT SDK USER GUIDE FOR MDM” Document

The screenshot shows a web browser window displaying the Qualcomm CreatePoint search results page. The URL is [https://createpoint.qti.qualcomm.com/chipcenter/#search/global/searchArgs/rows|10|sortField|score|sortOrder|desc|productkitLevelId|7661|fq\\_f](https://createpoint.qti.qualcomm.com/chipcenter/#search/global/searchArgs/rows|10|sortField|score|sortOrder|desc|productkitLevelId|7661|fq_f). The page is filtered by 'MDM920x ThreadX Cellular lo...'. The search results are sorted by relevance, showing 1-7 of 7 results. The first result is 'QUALCOMM SNAPDRAGON LLVM ARM COMPILER USER GUIDE'. The second result, 'LTE IOT SDK USER GUIDE FOR MDM', is circled in red. The third result is 'QUALCOMM SNAPDRAGON LLVM ARM LINKER USER GUIDE'. The fourth result is 'MDM9206 LIGHTWEIGHT M2M MANAGEMENT OBJECT AND FEATURE COMPLIANCE MATRIX'. The fifth result is 'QUALCOMM APPLICATION PROGRAMMING INTERFACE FOR MDM9206 TX 3.0'. The sixth result is 'MDM9X06\_THREADX\_NIDD\_USECASE\_GUIDE'. The left sidebar contains filters for Filter Results, Product Kit, Classification (User Guide (2), Knowledgebase Article (1)), Type (PDF (6), ZIP (1)), and Chipsets.

Filter Results

Product Kit

Classification

- User Guide (2)
- Knowledgebase Article (1)

Type

- PDF (6)
- ZIP (1)

Chipsets

Filtered By:

- MDM920x ThreadX Cellular lo...

Showing 1-7 of 7

1

**QUALCOMM SNAPDRAGON LLVM ARM COMPILER USER GUIDE** ☆

DCN: 80-VB419-99 Rev: F Published: 03-30-2018 Classification: User Guide

View in context: [Snapdragon\\_SD\\_LLVM\\_ARM.WIN.4.0 Installer](#), [Snapdragon\\_SD\\_LLVM\\_ARM.LNX.4.0 Installer](#)

QUALCOMM SNAPDRAGON LLVM ARM COMPILER USER GUIDE

**LTE IOT SDK USER GUIDE FOR MDM** ☆

DCN: 80-P8101-33 Rev: D Published: 05-17-2018 Classification: n/a

View in context: [MDM920x ThreadX Cellular IoT SDK \(Developer\) DEV](#)

LTE IOT SDK USER GUIDE FOR MDM

**QUALCOMM SNAPDRAGON LLVM ARM LINKER USER GUIDE** ☆

DCN: 80-VB419-102 Rev: G Published: 03-27-2018 Classification: User Guide

View in context: [Snapdragon\\_SD\\_LLVM\\_ARM.LNX.4.0 Installer](#), [Snapdragon\\_SD\\_LLVM\\_ARM.WIN.4.0 Installer](#)

QUALCOMM SNAPDRAGON LLVM ARM LINKER USER GUIDE

**MDM9206 LIGHTWEIGHT M2M MANAGEMENT OBJECT AND FEATURE COMPLIANCE MATRIX** ☆

DCN: 80-P8101-17 Rev: G Published: 04-25-2018 Classification: n/a

View in context: [MDM920x ThreadX Cellular IoT SDK \(Developer\) DEV](#)

MDM9206 LIGHTWEIGHT M2M MANAGEMENT OBJECT AND FEATURE COMPLIANCE MATRIX

**QUALCOMM APPLICATION PROGRAMMING INTERFACE FOR MDM9206 TX 3.0** ☆

DCN: 80-P8101-32 Rev: B Published: 05-10-2018 Classification: n/a

View in context: [MDM920x ThreadX Cellular IoT SDK \(Developer\) DEV](#)

QUALCOMM APPLICATION PROGRAMMING INTERFACE FOR MDM9206 TX 3.0

**MDM9X06\_THREADX\_NIDD\_USECASE\_GUIDE** ☆

DCN: KBA-180510000240 Rev: 1 Published: 05-10-2018 Classification: Knowledgebase Article

View in context: [MDM920x ThreadX Cellular IoT SDK \(Developer\) DEV](#)



# Download the product kit contents: SDK Software

The screenshot shows the Qualcomm CreatePoint dashboard for the MDM920x ThreadX Cellular IoT SDK (Developer). The page title is "Table of Contents (TOC)". Below the title, there are two buttons: "Key Documents" and "Hot Items". A table lists various sections and their details:

Section	Details
Documents	<a href="#">All Documents</a> <a href="#">General Info</a>
Hardware Components	<a href="#">Hardware Components</a>
Software Code	<a href="#">Software Packages</a>
Support	<a href="#">Hot Items</a> <a href="#">Cases</a> <a href="#">Filebox</a> <a href="#">Help Topics</a> <a href="#">Contacts</a>
Tools	<a href="#">Tools</a>

The "Software Packages" link is circled in red. At the bottom of the page, there is a footer with links for Terms of Use, Privacy, Cookie Policy, Contact Us, and License. The version number is 1.87.2-1.107.0-6dee862e0f020b3ebc16c339d6968f69fe5da175-11. The date and time in the bottom right corner are 8:42 AM 4/4/2018.

# Download the product kit contents: SDK Software Contents

The screenshot shows the Qualcomm CreatePoint web interface. The main heading is "Software Code: Software Packages". On the left, there are filter sections for "Your Filters", "Product Kit", "Type", and "Product". The "Product Kit" filter is set to "MDM920x ThreadX Cellular IoT SDK (Developer)". The "Type" filter is set to "Software Release (2)". The "Product" filter is set to "MDM9206 (2)".

The main content area displays a table of software packages:

File	Description	Type	Product	File Size
<a href="#">LTE_IOT_SDK patch</a>	SDK to enable IoT Application development by device vendors/Cloud service providers. This SDK enables App development on A7 of IoT MDM chipsets. 9206 TX is the first platform to support this SDK.	Software Release	MDM9206	343 KB
<a href="#">MDM_LTE_IOT_SW.SDK.1.0 00001</a>	SDK to enable IoT Application development by device vendors/Cloud service providers. This SDK enables App development on A7 of IoT MDM chipsets.	Software Release	MDM9206	343 KB

The second row, "MDM\_LTE\_IOT\_SW.SDK.1.0 00001", is circled in red. Below the table, there is a pagination control showing "1" and "Show | 20 | 50 | 100".

At the bottom of the page, there is a footer with legal notices and contact information:

© 2011-2018 Qualcomm Technologies, Inc. and/or its affiliated companies. Nothing in these materials is an offer to sell any of the components or devices referenced herein. References to "Qualcomm", may mean Qualcomm Incorporated, or subsidiaries or business units within the Qualcomm corporate structure, as applicable. Materials that are as of a specific date, including but not limited to press releases, presentations, blog posts and webcasts, may have been superseded by subsequent events or disclosures. Qualcomm Incorporated includes Qualcomm's licensing business, QTL, and the vast majority of its patent portfolio. Qualcomm Technologies, Inc., a wholly-owned subsidiary of Qualcomm Incorporated, operates, along with its subsidiaries, substantially all of Qualcomm's engineering, research and development functions, and substantially all of its products and services businesses. Qualcomm products referenced on this page are products of Qualcomm Technologies, Inc. and/or its subsidiaries.

戶ICP備12045337号  
Version 2.69.0-1.110.0-404file15c5007728c47b52aa8cf3ab6834ba907-7

# Download the product kit contents: Tools

The screenshot shows the Qualcomm CreatePoint dashboard for the MDM920x ThreadX Cellular IoT SDK (Developer). The page title is "Table of Contents (TOC)". Below the title, there are two buttons: "Key Documents" and "Hot Items". A table lists the sections and their details:

Section	Details
Documents	<a href="#">All Documents</a> <a href="#">General Info</a>
Hardware Components	<a href="#">Hardware Components</a>
Software Code	<a href="#">Software Packages</a>
Support	<a href="#">Hot Items</a> <a href="#">Cases</a> <a href="#">Filebox</a> <a href="#">Help Topics</a> <a href="#">Contacts</a>
Tools	<a href="#">Tools</a>

The "Tools" link in the table is circled in red. At the bottom of the page, there is a footer with links for Terms of Use, Privacy, Cookie Policy, Contact Us, and License. The version number is 1.87.2-1.107.0-6dee862e0f020b3ebc16c339d6968f69fe5da175-11. The date and time in the bottom right corner are 8:42 AM 4/4/2018.




# Download the product kit contents: Tool Contents

The screenshot shows the Qualcomm CreatePoint website interface. The main heading is "Tools: Choose a Tools Suite". Below this, there is a table of tools. The first tool, "MDM\_LTE\_IOT\_Tools.SDK.1.0 Files", is circled in red. The table has columns for Name, Full Name, Version, Release Date, Chipsets, Categories, System OS, Subscribe, and Visibility. The tool is categorized under "Design", "Logging & Debug", "Bring-up", "Factory", and "Tuning".

Name	Full Name	Version	Release Date	Chipsets	Categories	System OS	Subscribe	Visibility
<input type="checkbox"/> MDM_LTE_IOT_Tools.SDK.1.0 Files	SDK for Cellular IoT (CIOT) modem products	00002	05-23-2018	MDM9206	Design Logging & Debug Bring-up Factory Tuning			External and Internal
<input type="checkbox"/> Snapdragon_SD_LLVM_ARM.LNX.4.0 Installer	Qualcomm® Snapdragon™ LLVM ARM Toolchain for Linux	41100.1	03-03-2018	All	Bring-up	Linux		External and Internal
<input type="checkbox"/> Snapdragon_SD_LLVM_ARM.WIN.4.0 Installer	Qualcomm® Snapdragon™ LLVM ARM Toolchain for Windows	41120.1	03-03-2018	All	Bring-up	Windows		External and Internal



# Thank you!

Follow us on:   

For more information, visit us at:

[www.qualcomm.com](http://www.qualcomm.com) & [www.qualcomm.com/blog](http://www.qualcomm.com/blog)

Nothing in these materials is an offer to sell any of the components or devices referenced herein.

©2018 Qualcomm Technologies, Inc. and/or its affiliated companies. All Rights Reserved.

Qualcomm is a trademark of Qualcomm Incorporated, registered in the United States and other countries. Other products and brand names may be trademarks or registered trademarks of their respective owners.

References in this presentation to “Qualcomm” may mean Qualcomm Incorporated, Qualcomm Technologies, Inc., and/or other subsidiaries or business units within the Qualcomm corporate structure, as applicable. Qualcomm Incorporated includes Qualcomm’s licensing business, QTL, and the vast majority of its patent portfolio. Qualcomm Technologies, Inc., a wholly-owned subsidiary of Qualcomm Incorporated, operates, along with its subsidiaries, substantially all of Qualcomm’s engineering, research and development functions, and substantially all of its product and services businesses, including its semiconductor business, QCT.